



الإمارات العربية المتحدة
المجلس الأعلى للأمن الوطني
THE SUPREME COUNCIL FOR NATIONAL SECURITY
المهية الوطنية لإدارة الطوارئ والأزمات والكوارث
National Emergency Crisis and Disasters Management Authority



الهزات الارتدادية
Aftershocks



العاصفة الرملية
Sand Dust Storm



الانزلاقات الأرضية
Landslide



حوادث الحريق
Fire Incidents



المواد المشعة النشطة
Radioactive Materials



العاصفة الرعدية
Thunder Storm



تسونامي
Tsunami



التعصار
Tornado



المنخفض المداري
Tropical Cyclone



الفيضان
Flood



الغازات السامة
Toxic Gas



المواد الخطرة
Hazardous Materials



العامل الكيميائي
Chemical Agents



المواد المتفجرة القابلة للاشتعال
Explosive/ Flammable Materials



الهزات الأرضية والزلازل
Tremors & Earthquakes



تقلبات الطقس والاحوال الجوية السيئة
Weather fluctuations & Bad weather

Emergency Evacuation and Sheltering





الإمارات العربية المتحدة UNITED ARAB EMIRATES
المجلس الأعلى للأمن الوطني
THE SUPREME COUNCIL FOR NATIONAL SECURITY
الهيئة الوطنية لإدارة الطوارئ والأزمات والكوارث
National Emergency Crisis and Disasters Management Authority

Mission

To enhance the capabilities of the United Arab Emirates (UAE) in dealing with and managing emergencies, crises and disasters, and to set the requirements that ensure work continuity and rapid recovery. This will be through mutual planning and preparation, and by using all means of coordination and communication at the federal, local and private levels, with a view to saving lives and property.

Vision

Excellence in dealing with emergencies, crises and disasters.



Emergency Evacuation and Sheltering

Awareness Series for Emergency, Crisis and Disaster Response (3)

First edition 2017

Publisher: National Emergency, Crisis and Disaster Management Authority

Title of Book: Emergency Evacuation and Sheltering

International Book Number: ISBN978-9948-39-120-3

Language: English

Subject: Awareness

Date of Publication: 2018

Approved by

National Media Council

No. NMC-MC-233-2017

Contents

1. Introduction	6
2. Preface	9
3. Terms and Concepts	11
4. Role of Authorities Concerned	16
5. The Necessities of Evacuation	17
6. Legitimate Questions and Queries	19
7. Hesitation in Response	20
8. Steps of Evacuation Process	22
9. The Role of Individuals Before the Arrival of the Concerned Authorities	24
10. Between to Stay or to Leave	26
11. Stay in Place and Hide in	27
12. Develop a Contingency Plan for Evacuation Underway	29
13. Evacuation of the Place and Leaving	31
14. Cooperation with Concerned Authorities	33
15. The Evacuation of National of the State Abroad	35
16. Cooperation with International Programs	37
17. Emergency Bag	38
18. Events in Memory Days	39
19. Evacuation and Sheltering Messages in Emergencies	42
20. References	46


Introduction

from its firm belief that the human being is the pillar of Earth and the source of its strength and development, the UAE has, over the years, endeavored to pursue an endless quest for spreading peace and security over its territories by all possible material and human resources. Therefore, our country adopts the modern approaches of the developed countries in all fields, imitating them in the best methods of planning and implementation, depending on the most sophisticated techniques of the internationally used technology, exploiting the wide successful experiences of the developed countries, especially in dealing with emergencies, crises and disasters throughout history.

It is worth mentioning that, all the governments all over the world, preceded by the United Arab Emirates, place public safety of individuals at the top of their priorities. The UAE regards saving the lives and property of its people as the primary social responsibility. It is known that there are emergencies that occur despite serious attempts of the governments to prevent or control them and to take preventive measures against them, such as fires, storms, earthquakes, floods and others. All preventive measures taken before, during, or after occurrence of the accident are effective to reduce the number of casualties firstly then to minimize the material losses.

In this context, our wise government has developed an abundant system of laws for protecting the lives, property and rights of individuals in such crises, and these laws comply with the international laws, norms and standards. It has also prepared the most effective and elaborate plans that have already been tested by other developed countries, such as Japan, America, Britain, Australia and China, in order to be implemented as necessary. Our government has determined through these plans the appropriate tools and effective and correct methods for dealing with each of these emergency cases at different levels of seriousness in order to minimize losses of all kinds. It has also trained the competent cadres for acquiring the skills required, through a series of multiple training workshops and continuous imaginary exercises.

By virtue of Article 31 of Federal Decree no. (2) of 2011 issued by His Highness Sheikh Khalifa bin Zayed Al Nahyan, President of the country,




regarding the establishment of the National Emergency, Crisis and Disaster Management Authority, the chairman of the board of directors has been authorized to take the following temporary measures as necessary, with a just compensation for any of the following cases:

To use built or non-built real estates, hospitals, schools, and centers required for emergency and catering services, and others.

To use movables, road cutting machines, means of transport and all tools, equipment, spare parts and supplies of independent craftsmen; compensation shall be provided for the duration of use and the damage and loss.

To use telecommunications, information transmission networks and satellites, and to seek assistance from any person needed for relief work.

The regulations controlling assessing the just compensations set forth in this article and how to appeal against the decision issued in this regard.



This handbook is to review important issues that coincide with emergency situations and crises, especially evacuation, sheltering and relief. These procedures are followed in case of the emergency that necessitates leaving the place immediately.

The procedures to be followed vary depending on the emergency. Individuals may have to evacuate a floor in a building, an entire building, a school, a hospital, a factory, a neighborhood, a city, or entire area.

The competent authorities, which have all the information about the emergency and the degree of danger to the lives, property and public safety, shall inform all residents that it is necessary to evacuate the buildings in which they exist, and to move to the assembly points specified for them in accordance with the plans prepared or those determined by the authorities concerned at the time of emergency. , in order to be used as temporary shelters, so that residents wait there for being transferred to shelters and places properly equipped for long sheltering periods.

The emergency cases, which necessitate immediate evacuation that is specified by the authorities concerned, include, for example, floods, earthquakes, volcanoes, thunderstorms, explosions, fires, bomb threat, leakage of hazardous chemicals that threaten human health, air pollution, serious engineering defects in buildings, hostile activities, health reasons (spread of epidemiological viruses or infection), etc.

Preface

In emergency cases, the authorities concerned must evacuate the population from the damaged or vulnerable areas and transfer them to more secure areas in order to temporarily sheltering them until all reasons led to such a decision no longer exist and the areas restored to the secure normal condition that has previously been.

Evacuation and sheltering processes may vary depending on the place, time, nature, type and magnitude of disasters and on the degree of danger to the lives and property. In order to ensure the success of these two processes, there must be full cooperation between the population and the authorities concerned in the implementation of evacuation and sheltering. In case of lack of cooperation, many people may be exposed to unforeseeable risks.

At the level of government responsibility, it is necessary to adopt the approach of planning and organization needed for such situations, to provide the human, logistic and material resources, to carry out the necessary training, and at the



top of priorities, to develop previous elaborate plans for evacuation and sheltering processes. These plans shall determine the tasks and responsibilities of the various participating parties, taking into account the importance of permanent awareness of citizens and residents, guiding them to the need to act calmly and responsibly, and regularly informing them of how they should deal with the actions taken by the authorities concerned, listen to the instructions issued by them and strictly adhere to the implementation of the steps and programs required.

Here individuals must cooperate with each other and promptly respond to the instructions issued by the responsible parties and facilitate their tasks to the maximum extent possible. This contributes to reducing risk and maintaining public safety. In order for any evacuation to succeed, the following important elements must be available:

1. Previous plans to deal with the emergency.
2. Speed in responding to the emergency.
3. Sufficient human and logistical capabilities.
4. Speed and safety of implementation.
5. Population response to the actions taken.
6. Effective communication and coordination network.

Question: How do people know whether they should evacuate their places or stay therein?

Answer: The authorities concerned, such as local police, emergency coordinators or other government agencies, directly instruct people to evacuate the places, in which they exist, through media and available means of communication, such as radio, television channels, telephones and social media or any available way.

Terms and Concepts

In connection with the subject of this handbook: "Evacuation and Sheltering", it is necessary to clarify the meanings of some relevant terms and concepts such as disaster, damaged area, affected area, warning tools, evacuation, precautionary evacuation, emergency evacuation, sheltering, relief and more.



Term	Definition
Disaster	Events that have occurred and caused very serious damage require the cooperation of the Government and members of society in general to recover from their damage, also it may require the support of the international community.
Threats	Acts threatening society, environment, public health, basic services or public safety.
Risks	Natural or man-made events (by mistake, negligence, failure to follow proper procedures or gaps that lead to any emergency, crisis or disasters) causing material or moral damage to the members of society, including injuries, death, loss of property, environmental, economic, social and health damage that may cause disaffection or anxiety among the members of society.
Response	All actions taken as a result of an emergency, crisis or disaster in order to reduce the negative effects of any of them and to ensure provision of aid and support to the community.

Term	Definition
Damaged area	Any region of the country that experienced an emergency, crisis or an accident that has not reached the limit of a disaster.
Affected area	Any region of the country that experienced an accident which exceeds the level of emergency and crisis and reaches the limit of a disaster.
Warning tools	<p>They are the means used by the competent authorities in the country to alert citizens to a potential or upcoming danger, they are various such as:</p> <p>Bells and alarms, heat and smoke detectors connected to buzzers in cases of fire, or loudspeakers, or the media such as television and radio stations and communications of all kinds such as telephones and social media.</p>

Term	Definition
Emergency evacuation	<p>It is the process of moving people from the danger zone to a safe area either because of a threat of danger or because of an actual disaster, which may take place either before, during or after the disaster. This evacuation may be from a building, a region or a whole city such as:</p> <ul style="list-style-type: none"> ▶ Evacuation of a building or part of it on suspicion of a bomb or a fire, gas leak or a crack that threatens to collapse. In this case, the evacuations are carried out to prevent direct injury to shrapnel, burns, suffocation or coma because of the high toxicity resulting from smoke, gases and fumes, crowding or falling from the top. ▶ Evacuation of a whole city or area where such action is taken to avoid flood risks, approaching hurricane, contamination of hazardous industrial materials, threat of bombardment, radiation leak, bacteria spread in its air, the prospects or occurrence of security disturbances and acts of violence and vandalism.
Sheltering	<p>It is sheltering those affected or potentially vulnerable in safe places where all healthcare and medical supplies are available to sustain their lives until they are allowed to return to their places of origin after the conditions get back to its normal state.</p>

Term	Definition
Relief	It is to provide the necessary assistance in the form of services, material and moral support for those affected by emergencies, crises and disasters.
Evacuation	It is the process of the transfer of people or directing them, when necessary, to move from the danger zone to a safe area for their own safety.
Precautionary evacuation	It is a temporary evacuation of the residents from the affected area, damaged or expected to be a damaged area.



Role of Authorities Concerned (Government, Institutions, Public Benefit Organizations and Individuals)



Evacuation, sheltering and relief are all expressions enveloped in fear and anxiety that are repeated in the media and on people's tongues, especially when there are emergencies that require talking about them and feeling them. This feeling may sometimes be true, but it may fade away as individuals and groups become aware of ways to prevent risk, and following the instructions and procedures that may be used by the authorities concerned in such cases.

So, what are the responsibilities of the authorities, and what should they do?

- ▶ Launching successful evacuation plans for the people, which must be prepared ahead in the optimal form.
- ▶ Providing the necessary equipment, adequate and appropriate means of transportation to evacuate the people.
- ▶ Securing them in the optimal shelter, providing them with the basic factors that allow them to continue their normal lives in an acceptable manner.
- ▶ Maintaining the property and houses of individuals after being evacuated.

The Necessities of Evacuation

Emergency or anticipated events may prompt the concerned authorities of the country to take action and measures aimed at protecting lives and property to face the risk of potential disasters that may result in human and material losses in accordance with pre-prepared plans to address them, just in case, or to correct their consequences when they occur by conscious planning, organized and responsible implementation.

One of these actions is to evacuate some places that go into the scope of potential risk, of their residents by evacuating them within the means and possibilities available into other safer



places to ensure their safety. Consequently, prevent their vulnerability and damage to various types of risks.

So, most of the concerned authorities potentials are geared towards ensuring that the process is carried out smoothly and successfully without exposing individuals and groups to a negative impact on their lives. Therefore, they set out prior plans to face all possible risks based on in-depth studies of these risks, which may differ from region to another depending on their location which may be away or near to this or that danger.

Evacuation and eviction processes may take place inside or outside the country, as responsible governments take care of the safety of their citizens wherever they may be.

But the success or failure of these actions and measures is more closely related to the extent to which individuals and groups understand them, and their cooperation with the authorities concerned.



Legitimate Questions and Queries



Why evacuation? Who makes the decision? When? From where? To where? How? What next?

They are legitimate questions that concern every individual in society when he is informed that a process of evacuation and sheltering is on the way to be implemented in his whereabouts.

Why: reasons for evacuation.

Who: who makes the decision? Individuals, authorities or international relief organization?

When: when to start the process and to initiate its implementation?

From where: from home, floor, building, neighborhood, city or area.

Where: to the initial assembly point and then to the place of asylum.

How: according to what means? Passageways, stairs, ladders, ropes, cranes, suspenders, wheelchairs, cars, buses, helicopters or ships.

What next: how long will they stay in the shelter? When will they be home? Who decides that?

Hesitation in Response



Hesitation in response: is wrong and it poses a danger to the group.

When an emergency occurs, it is normal for the concerned authorities to play its part in accordance with prior planned plans to address potential risks and to keep people away from danger in order to preserve their safety.

Many may immediately respond with the directions of the concerned authorities to the need to evacuate, as some may hesitate, despise, or underestimate the level of danger. The source of hesitation may be a weakness in the material potentials, healthcare or physical inability. Despise and underestimation are due to the negative dealing with reality which must lead to confusion of the concerned authorities and the disruption of their role in the performance of their functions causing additional losses.

Here, all people must be responsible to face the emergency. The serious circumstances require the utmost degree of unprecedented understanding and cooperation between the members of the community themselves and the concerned authorities. This cooperation indicates the level of the individual affiliation to the country and the extent of his loyalty. Also, it indicates the degree of his consciousness, culture and bear responsibility.

Hesitation and reluctance will confuse rescue and relief operations, thus, lead to more irresponsible losses and behavior made by individual which will affect a group of people, as well as the society in which he is in.

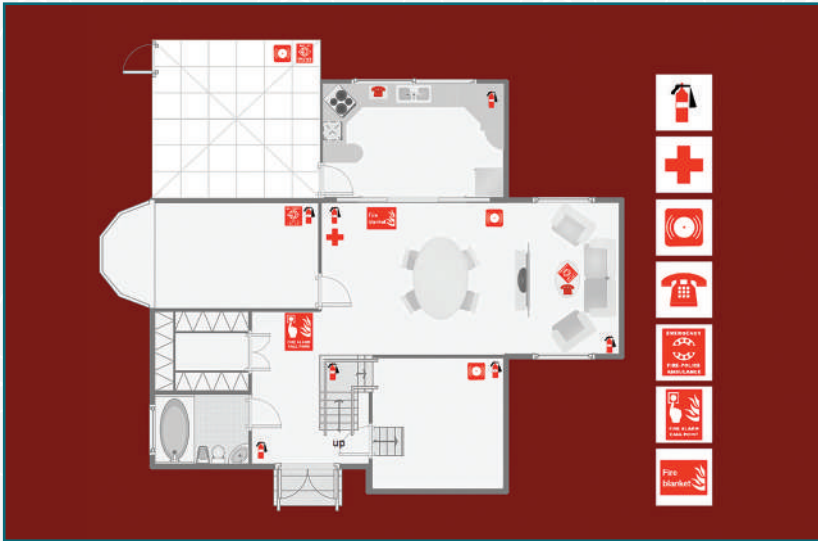
The sincere affiliation and loyalty must be manifested in such cases by obligations, responsibility aware, a sense of sophistication that there is a need for solidarity and synergy, and a positive action that leads to the good benefit of society and homeland altogether.



Steps of Evacuation Process


There is a need for full cooperation between the members of the community and the authorities concerned in the rescue and relief tasks and to adhere to their procedures. These authorities will often take the following steps:

- ▲ Explain the situation to the population by giving a picture of the reality, calm them down and urging them respond positively to the actions taken for their safety.



- ▲ Ensure that the exits that have been set in the rescue plan are safe, and to guide the residents, visitors and patients who are able to walk through them into safe assembly points.
- ▲ Instructing that elevators should not be used at all. When necessary, stairs can be used.
- ▲ Organize the evacuation process according to priorities by starting to assist people in the direct danger zone.

- ▲ Getting out those who are able to walk, then who needs help, and those who need to be fully carried, such as people of special needs and patients.
- ▲ Make sure that all rooms have been completely evacuated, then a paper or sign should be put on the door to indicate that.
- ▲ When evacuating, everyone must go to the known safe assembly point where a census will be conducted for the people present as a prelude to transferring them to safer shelters.
- ▲ Urge people to completely refrain from entering the building or returning to the area of residence they left without a prior permission.



The Role of Individuals Before the Arrival of the Concerned Authorities



When an emergency occurs as a result of a disaster or a potential threat that may affect the lives of the individuals, their safety and their property, it may require the presence of the authorities concerned to perform their role in the place for a period of time that may last for a few hours or even a few days depending on the subjective and objective circumstances and possibilities.

There may be confusion, imbalance and uncertainty associated with concern and fear of the worst expected as a result of information conveyance about the collapse of bridges, disruption of roads, breakdowns or outage of basic services such as: electricity, gas and water supply, sewage and telephone. So, the individual needs to think and try to survive himself or his family if he is a family man. This requires to secure the safest sanctuary and to provide food, water and

other life necessities of quantities sufficient for at least three days waiting for the relief units who may not be able to reach for each individual immediately to provide the help he needs.

Hence, individuals' knowledge of the priorities of dealing with emergencies allows them to behave calmly, consciously and properly away from risks, preventing them from negative consequences ensuring their safety as individuals and groups.

In this context, individuals should be prepared to implement the instructions that will come directly or through the media and available communications, and in the meantime they should put the emergency bag at their disposal and distribute roles in order to ensure smooth implementation of instructions and readiness to move based on their obligations or according to the individual plan predetermined for such Cases.



Between to Stay or to Leave


Depending on the particular circumstances and nature of the emergency, individuals or groups should make the right and more importantly decision. Which is better than the other? To stay in place? Or evacuating and leave?

In such a case, the pros and cons of both possibilities should be understood and planned for. This depends on the use of good sense, available information and assessment of the surrounding circumstances, including possible instructions from the relevant authorities to predict the occurrence of the risk.

In any emergency, local authorities may or may not be able to provide immediate information on what would have happened and what to do. However, news reports should be followed through television and radio channels or internet and other means of communication for official information or instructions when they are available. Accordingly, the decision can be made to stay in the place of presence or to resort to a safer place.



Stay in Place and Hide in



There may be an emergency where it is better to stay where you are and to avoid any hidden risks you may encounter in the outside as in the case of air pollution due to radiation leakage, biological, chemical or other factors.

In such circumstances, hiding in the place would be a safe haven waiting for the arrival of the authorities concerned to adhere to their procedures. However, necessary preventive steps should be taken to create a barrier between individuals and the potential polluted air that might be in the outside. This process is known as “Isolation Room”.

Therefore, you should use the information available with you to assess the situation. So, if you see large amounts of debris flying in the air, or if the local authorities state that the air is heavily polluted, you may need to take this action. The process used to isolate the room represents a temporary protective measure that protects from the polluted that is

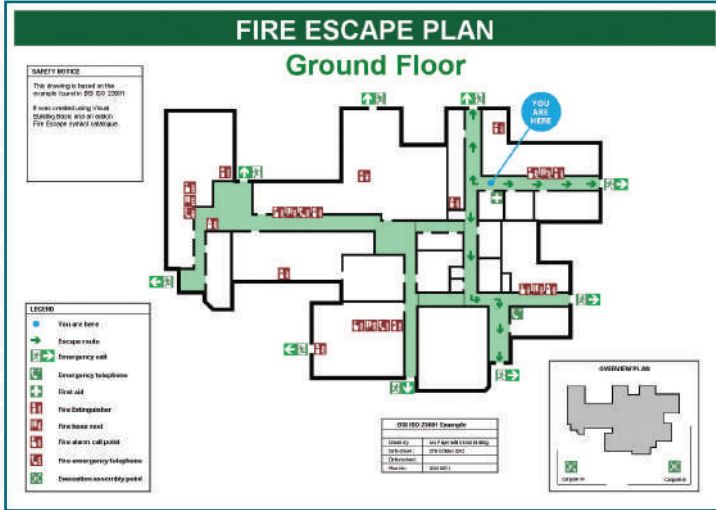
likely outside the room. It is a kind of hiding in place that requires prior planning.

The actions that can be taken in this case are:

- ▶ Closing the openings in the walls and ceilings that may allow the polluted air to get inside, for the same purpose.
- ▶ Place adhesive tape at the edges of windows and exterior doors.
- ▶ Use respirators when available or use hand-made gags made up of damp cloth to cover the nose and mouth.



Develop a Contingency Plan for Evacuation Underway



When the circumstances require that decision has been taken to evacuate and leave, you should resort to the contingency plan that has been prepared in advance for such emergency situations, then you should take the following actions:

- ▶ Determine where you will meet with your family in or outside your neighborhood.
- ▶ If you have a car, keep there a medium-sized gas cylinder and an adequate amount of drinking water.





- ▶ Prepare a quantity of dry and canned food in a small box.
- ▶ Prepare a medium-sized bag with the necessary clothes for you and your family.
- ▶ Learn about alternative routes and other means of transport outside your area.
- ▶ If you do not have a car, plan how you will leave taking with you the necessary and lightweight things that you may need if you had to evacuate.
- ▶ Keep the "emergency bag" in a place near you to be at your fingertips where it should be.
- ▶ Turn off the electricity, gas and water supply switches before you leave.
- ▶ Close the door behind you.



Evacuation of the Place and Leaving



Emergency circumstances may force you to make a personal decision to stay away from where you are or there may be situations in which you are asked to leave so take the following actions:

- ▶ Plan how you will vacate the place if you are alone or gather your family if you have a family.
- ▶ In the event of seismic or earthquakes: before you close the door of your home, make sure you have turned off and switched the sources of electricity, gas and water.
- ▶ Make sure that your family or those who are under your responsibilities are completed.
- ▶ Make sure there is an emergency bag between the items that you will carry with you.



- ▶ Implement your plan for evacuation, as circumstances permit.
- ▶ Select where you go and choose several destinations in different directions, so you have many options available.
- ▶ When you arrive at the specified place, remember that you have to inform your neighbors or acquaintances in your neighborhood where you are, if you can, to be assured of your safety and report it to the concerned authorities when asked about you when conducting statistics in such cases.

Cooperation with Concerned Authorities

Whatever the nature and size of the risks, compliance with the instructions issued by the concerned authorities remain the real and guaranteed entry point for your safety as an individual or group. Therefore, when an emergency occurs, you are required to comply with the following procedures:

- ▶ Move quickly and follow the guidelines given to you by local coordinators such as law enforcement officers, fire-fighting equipment, or local officials.
- ▶ If you are somewhere in the open air close to a location that involves release of a chemical agent, keep calm and adhere to the instructions of authorities to move as quickly as possible from the risk zone to a safe place opposite to the wind.
- ▶ Local emergency coordinators may instruct you with the others to evacuate homes or offices and to take refuge in an



emergency shelter. Make sure that any action is for your benefit and those with you, and that compliance with the instructions and their implementation without delay or hesitation will protect you from greater risks.

- ▶ If you have children at school, do not try to go to them, the concerned authorities will provide them with safe haven, because moving them may put you and them at greater risk.
- ▶ The emergency shelter will have most of the necessary supplies people may need and emergency coordinators will guide you to the quality of supplies you should take with you.
- ▶ If you or someone with you is taking medications, make sure you have taken them with you.
- ▶ Local Coordinators will tell you in due course when you will leave the shelter and what steps you should take to ensure that you can safely return to your home.



The Evacuation of National of the State Abroad



Evacuation and eviction plans for all expatriate citizens, including diplomats and businessmen in the countries they are in, is among the government priority. These situations represent a threatening risk either as a result of natural disasters or wars, military actions and unrest that may affect their safety and survival where they are.

These plans may not differ significantly from those that apply to evacuations and evictions inside the territory of the state. What brings them together is the need for government plans that have been prepared in advance, in addition to understanding and cooperation with the authorities responsible for evacuation, shelter and relief.

These operation in emergency cases are controlled by state embassies and consulates in other countries, or embassies of

sisterly and friendly countries in the event that the state does not have diplomatic representation in the country where the crisis took place. The nationals of the state shall be bound by the programs, instructions and actions taken or imposed by the authorities of the host states themselves.

State nationals abroad may have more proactive responsibilities. They must brief their embassies on the details of their movements and addresses of their presence, provide them with numbers and means of communication with them when necessary, and be fully committed to carrying out what they may be asked and not to tolerate or think about adventure.

The state often executes evacuation plans for its nationals either directly or through its ambassadors with the authorities of host countries or international guarantors, using all possible and available means of transport by air, sea or land to ensure their safe transfer either to a neighboring country or to their home country.



Cooperation with International Programs



Where the state alone cannot evacuate its nationals as quickly as possible outside their areas during emergencies as a result of inability or impossibility to do this task for reasons beyond its control, this task may be limited to certain major states. State nationals must take responsibility for their safety through full coordination with the embassy of their country and with the authorities affiliated to these countries, which may their initial efforts focus the safety of their nationals before the role of others come.

The process of eviction does not only mean to reach for the airport or seaports and departure, mostly it includes more complications and delay. Expatriates are expected to wait at airports and seaports for a day or more while their government is engaged in coordinating evictions and evacuations safely either in coordination with the local government or other actors, or both. The evacuation process itself depends heavily on the nature of the disaster or threat. In most cases, airlines, ships and commercial land carriers facilitate evacuation processes.

Emergency Bag

It is essential that your evacuation plan includes a light bag containing the basic things you or your family may need during the forced evacuation process. The most important of these are your identity



papers such as your passport or identity card, some cash money and credit cards that you must keep in a sealed plastic bag that prevents leakage of water into it, as well as a mobile phone or other means of communication. This bag should also contain other important things such as some clothes, toiletries, a coat or jacket for use in the case of cold, prescriptions or basic medications, first-aid bag, smoke proof mask, flashlight, drinking water, food that do not spoil quickly as canned food, adhesive tape and versatile knife.

The means of departure and the routes to be used during the evacuation should be prepared and planned in advance. The evacuation plans must include several alternative routes and modes of transport.

If the evacuees are members of an entire company or family, each individual must understand the plan to know what to do when necessary.

Communication is often not available during crisis, but when you are sure that all your family members or employees are familiar and committed to the details of the evacuation plan, this reduces the stress of being unable to communicate with them, helps everyone focus on the immediate tasks required.

Events in Memory Days

In this context, we must stand at the details of some of the great crises and disasters experienced by some countries that can not be forgotten where they caused great human and material losses. We will shed light on:

Fukushima nuclear reactor disaster and radiation leakage

CNN – March 11th, 2011

It is a disaster developed after the Great Japan earthquake on March 11, 2011 within Fukushima nuclear reactor where the cooling problems led to an increase in reactor pressure followed by a problem in the control of ventilation resulted in an increase in radioactivity, and immediately an initial evacuation of the scope of 3 km from the vicinity of the reactor was issued, including 5800 citizens living within this range, also residents within 10 km of the factory were advised to remain in their homes, but later the evacuation order included all the population within the range of 10 km and gradually 50,000 citizens were evacuated to ensure their safety.



“I learned a lot during this disaster from the Japanese,” said one of those present at the same reactor, studying for a doctorate in Japan of an Arab national in the article “Things I Learned from the Japanese during the Fukushima Incident.” He described in detail how the Japanese people behaved during this crisis, among which: tranquility, sacrifice and commitment to non-monopoly and storage of necessary materials and the cooperation of the media, which covered all events around the clock and the conscience of the Japanese in maintaining the individual property of others.

Catastrophe Matthew - Hundreds dead in Haiti and 10 in the United States

BBC Arabia – October 7th, 2016

The death toll of Hurricane Matthew has reached 900 in Haiti and 10 in Florida in the United States, statistics indicated that three people have been killed in North Carolina by the cyclone, which was described as very serious. In Georgia, three people were killed, including one crippled person, while four people were killed earlier in Florida. The US Meteorological Agency said the hurricane had become less intense



on Friday night and reduced its rating to a second-degree hurricane, but Matthew was the largest hurricane to hit the United States directly in more than 10 years, causing large-scale evictions along the coast beginning from Florida to Georgia, South Carolina and North Carolina.

North Vietnam floods disaster - losses of \$ 41 million
SkyNews Arabia – October, 17th, 2016

Twenty-six people have been killed in floods in northern Vietnam that have caused hundreds of homes to drown in the past week, causing losses of some \$ 41 million, the agency added in its report: Fifteen people were still missing and the search was disrupted by road damage caused by floods and landslides.

Four provinces were completely paralyzed, water systems, fruit farms and rice were damaged, 200 homes were destroyed and more than 400 others damaged. The Central Steering Committee for Natural Disaster Prevention and Control said in its report “We are repairing Roads, Water Systems and Other Infrastructure to Ensure People’s Resettlement.”



Evacuation and Sheltering Messages in Emergencies

As mentioned previously, emergencies require the evacuation of buildings wholly or partly, the neighborhood, the area or the entire city, according to a decision of the specialized committee which will carry out the evacuation and rescue operation. The most important of these cases are:

1. An explosion
2. A fire broke out
3. Bomb threat
4. Leakage of hazardous chemicals that threaten human health
5. Polluted air inside the building
6. Geometric flaws in the building
7. Hostile activities
8. Health causes (spread of epidemics, infection, etc).

When you hear the fire siren or receive instructions to evacuate the building for an emergency, observe the following instructions and orders:

1. Do not confuse and keep calm.
2. Stop working and leave immediately.
3. Secure and protect all important documents, along with your personal identification documents and others, such as an emergency bag, if possible.
4. Switch off all electrical appliances and close windows, doors and gas cylinders if possible, without endangering yourself.

5. Check that everyone is out and go head for the nearest emergency exit.
6. Try to bend and get closer to the ground when there is smoke in the passages.
7. Use the stairs and avoid using elevators as you descend from the building.
8. Avoid jogging and stampede as you head to the assembly point.
9. To take priority into account and provide assistance to people with special needs.
10. Do not return to the building for any reason unless instructed by emergency officials that the building has become safe. the stopping of sirens does not mean that the emergency has ended.

Remember these important four words:

Keep Away: People from the source of direct danger.

Warn: Blast the siren and inform the Civil Defense by telephone (998).

Confine: Fire and smoke, close doors and windows, and be careful not to endanger your safety.

Evacuate: Immediately leave to the assembly area.

After being prepared for evacuation, the following instructions and guidelines must be observed during the evacuation:

1. Use the nearest fire extinguisher suitable for the type of fire if you are a trainee and was possible to fight the small fire as follows:

- Pull the safety pin off
 - Face the extinguisher nozzle to the fire
 - Press the handle to turn on the extinguisher
2. Make sure that the place where you stand is not dangerous to you and that you can escape if the fire spread.
 3. Make sure that the place is free of fire, fire or smoke and if you are in a situation that prevents you from being quiet and not to raise your voice, so that everyone can hear the instructions to prepare for evacuation.
 4. Do not use the phone to inquire about any event and end any ongoing call until sufficient lines are available for use during emergencies.
 5. Repeat the call or instructions for those around you if heard from the emergency team to ensure that it has reached to everyone.
 6. The evacuation is done in the form of one single row in a normal step on foot, not jogging, and follow the arrows that determine the exits of evacuation and emergency.
 7. Use the right side to descend on the stairs and leave the left side of the rescue crews.
 8. Do not go to the basements, but go directly to the ground floor.
 9. Provide first aid if you are trained for those who need it around you immediately, if possible.
 10. Women should not wear high heels to avoid stumbling or falling during evacuation.

Important warnings:

1. Do not try to extinguish fires unless you are trained to use a fire extinguisher, but you should always be ready to evacuate:
2. Do not enter any room if it is full of smoke, or if its door is hot.

3. Open the door quietly if it is closed after making sure it is not hot.

It is natural, in cases of emergency and crisis that panic and fear overwhelm the survivors because they cannot find their families or because of their severe injuries, so after the evacuation and access to the assembly point, the following instructions and guidelines must be observed:

1. Do not leave the assembly point for any other place whatever the reasons might be, except after hearing the instructions of the rescue team.
2. Immediately report any missing persons.
3. Provide first aid such as transporting the casualty away from ambushes, vehicles, fire or toxic vapors if you are familiar with how to provide first aid.
4. Check the airways for people who are not able to breathe air and make sure that breathing is not obstructed and be prepared to ventilate if necessary.
5. Do not move the injured or the patient if there is an apparent threat to his life.
6. Protect the patient from the cold weather by covering him with a blanket.
7. Avoid discussing the diagnosis of infection and referral of the patient with those present close to the case of infection.
8. Use rescue methods for injured people such as towing and lifting if the situation so requires and you are fully aware of how to provide first aid, only in the absence of an emergency team to do so.
9. Do not carry the injured person unless you are sure that he is not injured in his spine.
10. Keep calm and try to calm down those around you, and wait for the rescue team's instructions.

References

- ▶ Action Plan for Evacuation Plan - College of Communications and Electronics in Jeddah
 - ▶ Evacuation and Sheltering plan in Disasters - Public Safety Management - Abdulla bin Mohammed Al Qarni
 - ▶ The National Academics Press
 - ▶ Studies Disasters
 - ▶ Research Oxford Encyclopedia
 - ▶ Direct science
 - ▶ University Tufts
 - ▶ Reference Oxford – Management Disaster
 - ▶ Center Research Disaster
 - ▶ Delawre of University – Center Research Disaster
 - ▶ Daily Science
1. [<http://www.cbc.ca/world/story/2008/05/08/f-natural-disasters-history.html> The world's worst natural disasters Calamities of the 20th and 21st centuries] CBC News Retrieved 2010-2-10
 2. <http://www.pbs.org/wgbh/nova/flood/deluge.html>
 3. http://www.time.com/time/specials/packages/article/0,28804,1953425_1953424,00.html
 4. <http://earthquake.usgs.gov/earthquakes/eqinthenews/2010/us2010rja6/#summary>
 5. Understanding Global Security, Peter Hough, 2008, chapter 8, page 192, table 8.1 'The ten worst natural disasters in history'
 6. 1918 Influenza: the Mother of All Pandemics, CDC
 7. «UC Davis Magazine, Summer 2006: Epidemics on the Horizon». http://ucdavismagazine.ucdavis.edu/issues/su06/feature_1b.html. Retrieved 2008-01-03.

8. ^ Smallpox and bioterrorism, *Bulletin of the World Health Organization*, vol. 81 no. 10 Geneva October 2003 ISSN 0042-9686
9. Torrey EF and Yolken RH. 2005. Their bugs are worse than their bite. *Washington Post*, April 3, p. B01.
10. Influenza (Seasonal), World Health Organization, April 2009, retrieved 2010-02-13
11. 10 Worst Natural Disasters
12. Hurricanes: case studies
13. <http://www.inpres.gov.ar/seismology/seismology/historic/hist.panel.htm>
14. Worst Natural Disasters In History
15. G. Bankoff, G. Frerks, D. Hilhorst (eds.) (2003). *Mapping Vulnerability: Disasters, Development and People*. ISBN ISBN 1-85383-964-7.
16. B. Wisner, P. Blaikie, T. Cannon, and I. Davis (2004). *At Risk - Natural hazards, people's vulnerability and disasters*. Wiltshire: Routledge. ISBN ISBN 0-415-25216-4.
17. D. Alexander (2002). *Principles of Emergency planning and Management*. Harpenden: Terra publishing. ISBN ISBN 1-903544-10-6.
18. Weather Encyclopedia, The Weather Channel, Accessed on June 2, 2009, <http://www.theweatherchannelkids.com>.
19. BBC: Oxfam warns of climate disasters.
20. Gupta HK. 2003. Disaster Management. Indian National Science Academy. Orient Blackswan.
21. Hodgkinson PE & Stewart M. 1991. *Coping with Catastrophe: A handbook of Disaster Management*. Routledge.
22. Sharma VK. 2001. *Disaster Management*. National Centre for Disaster Management, India

UNITED ARAB EMIRATES
THE SUPREME COUNCIL FOR NATIONAL SECURITY
National Emergency Crisis and Disasters
Management Authority



الإمارات العربية المتحدة
المجلس الأعلى للأمن الوطني
الهيئة الوطنية لإدارة الطوارئ
والأزمات والكوارث

Your Guide for Emergencies

1

During Natural Disasters
and Power Outage



4

Administering
First Aid



2

During War
Emergencies



5

Protection Against
Fires



3

Protection Against
Acts of Sabotage



6

Caring for People
with Special Needs



“Preparedness is the most important step towards protection”

For your electronic version in Arabic and English languages visit our website
www.ncema.gov.ae



الإمارات العربية المتحدة UNITED ARAB EMIRATES
المجلس الأعلى للأمن الوطني
THE SUPREME COUNCIL FOR NATIONAL SECURITY
الهيئة الوطنية لإدارة الطوارئ والأزمات والكوارث
National Emergency Crisis and Disasters Management Authority

P.O. Box 13811, Abu Dhabi
Tel: 0097124177000, Fax: 0097124177088
Email: info@ncema.gov.ae
Website: www.ncema.gov.ae
Media and Mass Communication Department

